


## BMW Performance Tunes Data


BMW performance tunes data by vehicle series and model	Standard power (BHP)	Estimated power gain (BHP)	Standard torque (Nm)	Estimated torque gain (Nm)
<b>E81/82/87/88 1 SERIES (2004+)</b>				
116d Turbo from 09/2009 (DDE7)*	113	30	260	70
118d Turbo 2004 – 2007 (DDE6)	120	35	280	75
118d Turbo from 2007 (DDE7)*	140	40	300	80
120d Turbo 2004 – 2007 (DDE6)	163	35	340	70
120d Turbo from 2007 (DDE7)*	175	40	350	100
123d Turbo*	205	50	400	90
118i from 03/2007 (MSD80.2) †	143	10	190	20
120i from 03/2007 (MSD80.2) †	170	10	200	20
130i from 03/2007 (MSV80/81) †	265	15	300	30
135i Twin Turbo from 09/2007 (MSD80/81) †	306	40	400	80
<b>E36 3 SERIES (1991 – 1998) Z3 (1996 – 2002)</b>				
323i N/A 1996 – 1998	170	10	245	20
328i N/A 9/1995 – 1998	193	10	280	20
M3 N/A 1995 – 1995	286	15	320	30
M3 EVO / Z3 M (S50) 1996 – 2000	321	15	350	30
Z3 M (S54) 02/2001 – 08/2002	325	15	350	30
<b>E46 3 SERIES (1999 – 2005)</b>				
318d Turbo 2004 – 2005	115	35	280	77
320d Turbo 1999 – 2005	136	30	280	50
320d Turbo 2001 – 2005	149	21	295	58
330d Turbo 2000 – 2002	184	30	390	90
330d Turbo 2003 – 2005	208	37	445	73
320i N/A 2000 – 2005	170	10	210	20
323i N/A 1998 – 2000	170	10	245	20
328i N/A 1998 – 2000	193	15	280	21
330i N/A 2000 – 2005	231	15	300	39
M3 N/A 2001 – 2005 rpm raised to 8400 rpm	343	10	342	33
M3 CSL N/A 2003 – 2005 rpm raised to 8400 rpm	360	10	370	20
<b>E90/91/92/93 3 SERIES (2006+)</b>				
316d Turbo	113	30	260	70
318d Turbo 2005 – 2007 (DDE6)	120	35	280	75
318d Turbo from 2007 (DDE7)*	140	40	300	80
320d Turbo 2004 – 2007 (DDE6)	163	35	340	70
320d Turbo from 2007 (DDE7)*	175	40	350	100
325d Turbo > 2007	194	35	400	80


<b>BMW performance tunes data by vehicle series and model</b>	<b>Standard power (BHP)</b>	<b>Estimated power gain (BHP)</b>	<b>Standard torque (Nm)</b>	<b>Estimated torque gain (Nm)</b>
<b>E90/91/92/93 3 SERIES (2006+) cont.</b>				
330d Turbo > 2005	231	35	500	80
335d Twin Turbo > 2006	283	48	507	90
318i from 09/2007 (MSD80.2) †	143	10	190	20
320i from 09/2007 (MSD80.2) †	170	10	200	20
325i from 09/2009 (MSV80/81) †	218	15	250	30
325i from 03/2007 (MSD80/81) †	218	15	250	30
330i from 03/2007 (MSV80/81) †	272	15	300	30
335i Twin Turbo from 09/2007 (MSD80/81) †	306	40	400	80
<b>E39 5 SERIES (1997 – 2003)</b>				
525d Turbo 2000 – 2003	163	35	350	90
525tds Turbo 1996 – 1998	143	30	280	70
530d Turbo 1998 – 2000	184	25	390	90
530d Turbo 2000 – 2003	193	25	410	90
520i N/A 1996 – 2000	150	10	190	20
520i N/A 2000 – 2003	170	10	210	20
523i N/A 1996 – 2000	170	10	245	20
525i N/A 2000 – 2003	192	10	245	20
528i N/A 1996 – 2000	193	15	280	20
530i N/A 2000 – 2003	231	15	300	40
535i N/A 1996 – 2000	245	15	320	30
535i N/A 2000 – 2003	245	15	345	45
540i N/A 1996 – 2003	286	15	440	30
M5 N/A 1999 – 2003	400	15	500	35
<b>E60/61 5 SERIES (2004+)</b>				
520d Turbo 2004 - 2007 (DDE6)	163	35	340	70
520d Turbo from 2007 (DDE7)*	175	40	350	100
525d Turbo > 2004	174	30	400	60
530d Turbo > 2003	216	33	501	73
530d Turbo > 2005	231	45	500	75
535d Twin Turbo > 2006	283	48	507	89
520i from 09/2007 (MSD80.2) †	170	10	200	20
523i from 09/2007 (MSD80.2) †	190	15	230	30
525i from 03/2007 (MSD80/81) †	218	15	250	30
530i from 03/2007 (MSV80/81) †	272	15	300	30
535i Twin Turbo from 09/2007 (MSD80/81) †	306	40	400	80
M5†	508	20	520	25


<b>BMW performance tunes data by vehicle series and model</b>	<b>Standard power (BHP)</b>	<b>Estimated power gain (BHP)</b>	<b>Standard torque (Nm)</b>	<b>Estimated torque gain (Nm)</b>
<b>E63/64 6 SERIES (2004+)</b>				
635d Twin Turbo > 2006	283	48	507	89
M6 †	508	20	520	25
<b>E38 7 SERIES (1995 – 2002)</b>				
728i N/A 1996 – 2002	193	15	280	20
735i N/A 1996 – 2000	235	15	345	30
735i N/A 2000 – 2002	238	15	345	45
740i N/A 1996 – 2002	286	15	420	30
<b>E65/66/67/68 7 SERIES (2002 – 2008)</b>				
730d Turbo > 2003	218	35	500	60
730d Turbo > 2005	231	45	500	90
<b>E31 8 SERIES (1989 – 1999)</b>				
840i N/A 1996 – 2000	286	14	420	30
<b>E83 X3 (2004+)</b>				
X3 2.0d Turbo 2003 – 2007 (DDE6)	150	35	330	60
X3 2.0d Turbo from 2007 (DDE7)*	175	40	350	100
X3 3.0d Turbo > 2004	218	35	500	60
X3 3.0sd Twin Turbo > 2007	283	48	507	89
<b>E53 X5 (2000 – 2006)</b>				
X5 3.0d Turbo 2000 – 2004	184	30	390	90
X5 3.0d Turbo 2004 – 2007	218	35	500	90
X5 3.0i 2001 – 2007	231	15	300	40
X5 4.4i 2000 – 2004	286	15	440	30
X5 4.4i 2004 – 2007	320	15	440	30
X5 4.6i 2001 – 2003	347	15	480	30
X5 4.8i 2004 – 2007	360	15	500	30
<b>E70/71 X5/X6 (2007+)</b>				
3.0D Turbo > 2007 (DDE6)	235	35	520	80
3.0sd Twin Turbo > 2007*	283	48	507	89
3.0i from 01/2008 (MSD81) †	272	15	300	30
35i Twin Turbo †	306	40	400	80
<b>Z8 (1999 – 2003)</b>				
Z8	420	15	500	35


BMW performance tunes data by vehicle series and model	Standard power (BHP)	Estimated power gain (BHP)	Standard torque (Nm)	Estimated torque gain (Nm)
<b>R50 MINI (2001 – 2007)</b>				
Mini One 1.4d Turbo 2003 – 2006	75	20	180	40
Mini One 1.4d Turbo 2005 – 2006	88	20	190	40
Mini One 1.6i 2001 – 2006	98	30	140	18
Mini Cooper 1.6i 2001 – 2006	118	10	150	15
Mini Cooper S 1.6i Supercharged 2002 – 2006 ‡	163	20	210	40
<b>R56 MINI (2008+)</b>				
Mini Cooper S (N14)	172	20	240	30

 NOTE: All power and torque gain data given above are estimates based on the results of dyno testing a selection of vehicles. Engine wear, condition, fuel and atmospheric conditions all govern engine performance, so it is impossible to guarantee a specific power gain. Nevertheless, the above data gives a reasonable indication of what you can expect.

 NOTE: \* EU5 vehicles with EDC17 control units will probably have tuning protection. You can identify EU5 vehicles by the number of pins on the EGR valve. 5 pin is EU5 and 3 pin is EU3 and EU4. EU3 and EU4 do not have tuning protection.

 NOTE: † Some firmware levels are not supported. Contact Autologic Diagnostics with the vehicle's performance tune details for more information. Tune details are available in the BMW – CIP menu.

 NOTE: ‡ 15% reduced size pulley required.

 NOTE: All data is correct as of 21 November 2012.